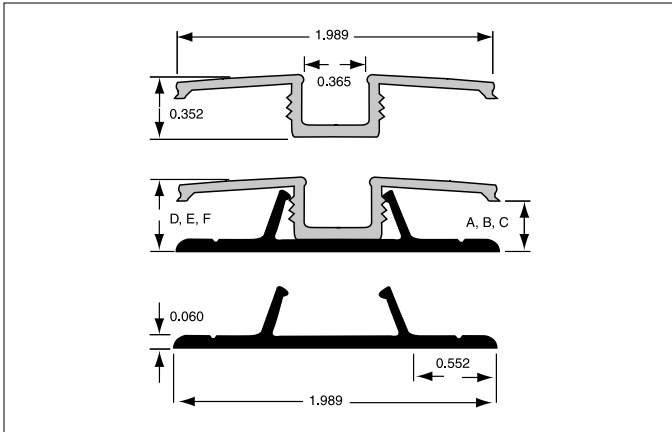
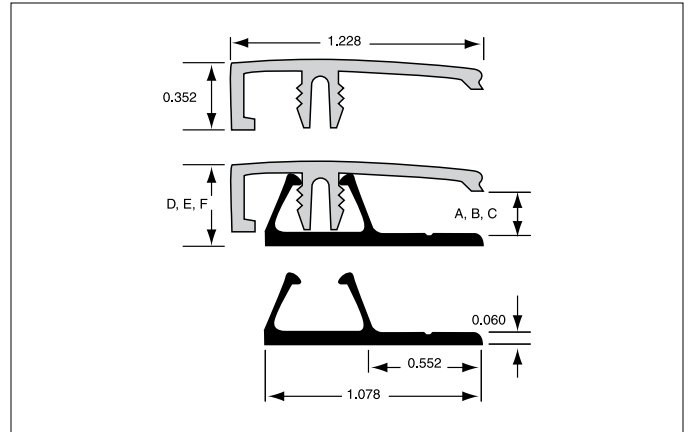


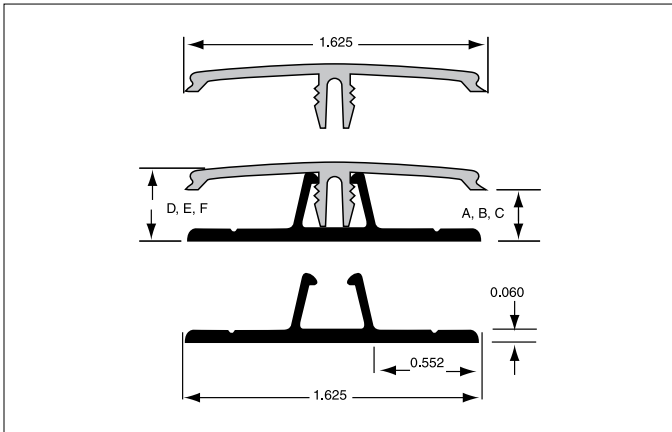
**2-PIECE, SNAP-FIT MOLDING DIMENSIONS —
 OMEGA-LITE® & OMEGA-PLY® PANELS**



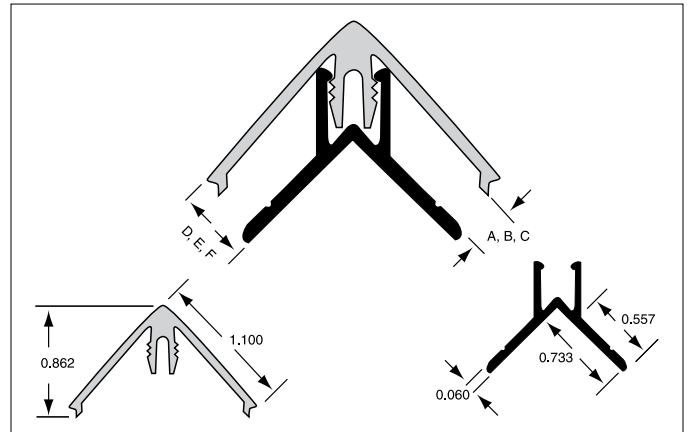
Reveal "H" Molding.
Item 4395X: Faceplate, **Item 43900:** Receptor



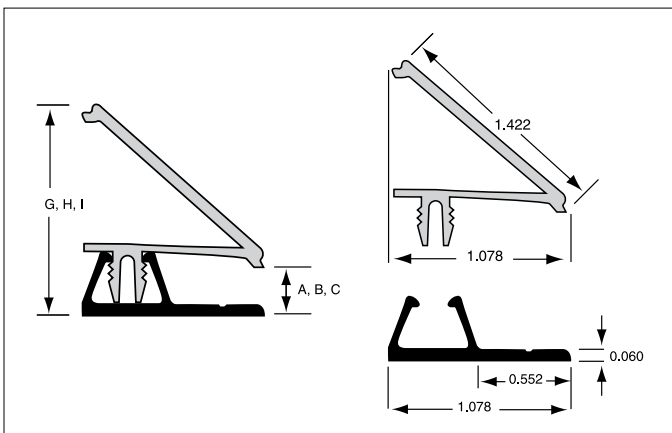
"J" Molding
Item 4315X: Faceplate, **Item 43100:** Receptor



"H" Molding
Item 4305X: Faceplate, **Item 43000:** Receptor



Outside Corner
Item 4335X: Faceplate, **Item 43300:** Receptor



Inside Corner (Drip Cap)
Item 4325X: Faceplate, **Item 43100:** Receptor

SNAP-IN EXTRUSIONS

The wall thickness for the top pieces is 0.050.

Gap A, B, C indicates the three snap positions to accommodate panel thickness.

Gap	Height	IC Height
A) 0.215	D) 0.412	G) 1.288
B) 0.265	E) 0.462	H) 1.338
C) 0.315	F) 0.512	I) 1.388

All measurements shown in inches. The letter X identifies the molding color. Faceplates are shown in grey. Receptors are shown in black.